

## FIBARO BUTTON FGPB-101

**FIBARO Button** is a compact, battery-powered, Z-Wave Plus compatible device that allows you to control other devices through the Z-Wave network and run various scenes defined in FIBARO System. Different actions may be triggered with one to five clicks or by holding the button down. In Panic Button mode, each press of the button results in triggering the Fibaro Alarm. With its small design and wireless communication, the FIBARO Button can be conveniently mounted on any surface and in any position or location at home, e.g. beside the bed or under the desk.

For full instruction manual and technical specification please visit our website:  
[manuals.fibaro.com/en/button](http://manuals.fibaro.com/en/button)



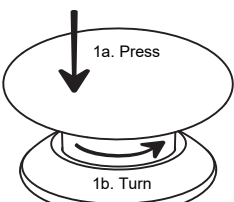
Read the manual before attempting to install the device!

### Specifications

Power supply:	3.6V battery
Battery type:	ER14250 (½AA)
Operating temperature:	32 - 104°F
Dimensions (diameter x height):	1.81" x 1.34"

### Basic activation of the device

1) Press and turn the button counter-clockwise to open the casing.



FIBARO Button - Opening

- 2) Remove the paper strip underneath the battery.
- 3) Press and turn the button clockwise to close the casing.
- 4) Locate the device nearby the main Z-Wave controller.
- 5) Set the main Z-Wave controller in add mode.
- 6) Click the button six times at least.
- 7) Wait for the device to be added into the system, successful adding will be confirmed by the controller.
- 8) Install the device in desired location using the attached self-adhesive pad.
- 9) Click the button four times to wake it up.



FCC ID:  
2AA9MFGPB101  
IC number:  
20430-FGPB101

## FIBARO BUTTON FGPB-101

Le **FIBARO Button** est un appareil compact, compatible Z-Wave plus qui va vous permettre de contrôler d'autres modules à travers le réseau Z-wave et de déclencher des scénarios définis dans le système FIBARO. Différentes actions peuvent être lancées, avec 1 à 5 clics ou en maintenant le bouton en position appuyé. Dans le mode Panic Button, chaque appui sur le bouton correspond au déclenchement de l'alarme Fibaro. Avec son design discret et sa communication sans fil, le Button peut être installé facilement sur n'importe quelle surface et positionner n'importe où dans votre maison ou votre appartement, par exemple sous un bureau ou à coté du lit.

Pour le manuel et les spécifications techniques, s'il vous plait, visitez notre site Web:  
[manuals.fibaro.com/fr/button](http://manuals.fibaro.com/fr/button)



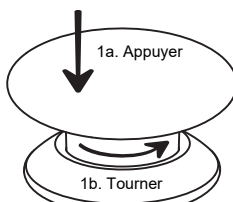
Lisez le manuel avant de tenter d'installer l'appareil!

### Spécifications

Alimentation:	Batterie 3.6V
Type de batterie:	ER14250 (½AA)
Température de fonctionnement:	0 - 40°C
Dimensions (diamètre x hauteur):	46 x 34 mm

### Activation basique du module

1) Appuyer et tourner le bouton dans le sens anti-horaire pour ouvrir le boîtier.



FIBARO Button - Ouverture


- 2) Retirer le bout de papier pour libérer la batterie.
- 3) Appuyer et tourner le bouton dans le sens horaire pour fermer le boîtier.
- 4) Positionner le module à proximité du contrôleur Z-wave principal.
- 5) Passer le contrôleur principal en mode inclusion.
- 6) Cliquez sur le bouton au moins 6 fois.
- 7) Attendez que le module soit ajouté au système, l'ajout du module sera confirmé par le contrôleur.
- 8) Installer le module à l'endroit désiré en utilisant le coté adhésif.
- 9) Cliquez quatre fois sur le bouton pour l'activer.



## FIBARO BUTTON FGPB-101

El **FIBARO Button** es un dispositivo compacto compatible con Z-Wave plus, que permite controlar otros dispositivos Z-Wave de la red y actuar de impulsor de la puesta en marcha de escenas previamente definidas en el sistema FIBARO. Permite generar de una hasta cinco acciones dependiendo del número de veces que apretemos el botón, o simplemente manteniendo el botón apretado. En la modalidad de botón de pánico, la presión del mismo genera la puesta en marcha de la alarma Fibaro. Gracias a éste dispositivo inalámbrico de pequeño tamaño, el FIBARO Button puede ser montado en cualquier superficie y posición, o ubicación de la casa, por ejemplo junto a la cama o bajo el escritorio.

Para obtener el manual completo de instrucciones y especificaciones técnicas, por favor visite nuestra web:  
[manuals.fibaro.com/es/button](http://manuals.fibaro.com/es/button)



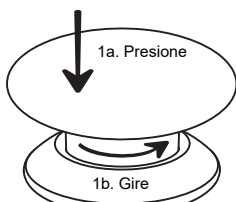
¡Lea el manual antes de intentar instalar el dispositivo!

### Especificaciones

Alimentación:	Batería de 3.6V
Tipo de batería:	ER14250 (½AA)
Temperatura de trabajo:	0 - 40°C
Dimensiones (diámetro x altura):	46 x 34 mm

### Activación básica del dispositivo

1) Presione y gire en sentido antihorario el botón para abrirlo.



FIBARO Button - Apertura


- 2) Retire el papel que está en contacto con la pila.
- 3) Presione y gire en sentido horario el botón para cerrarlo.
- 4) Situe el dispositivo cerca del controlador.
- 5) Programe el controlador Z-Wave para añadir dispositivos.
- 6) Apriete el dispositivo seis veces por lo menos.
- 7) Espere hasta que el Sistema sea añadido al software del controlador, una vez realizado adecuadamente la instalación, será confirmada por el controlador.
- 8) Instalar el dispositivo en la ubicación deseada empleando el papel adhesivo de doble cara.
- 9) Presione el botón cuatro veces para activarlo.



## FIBARO BUTTON FGPB-101

**FIBARO Button** é um dispositivo Z-Wave Plus, compacto e alimentado a pilhas, que permite controlar equipamentos na sua rede Z-Wave e executar várias cenas definidas no sistema FIBARO. 1 a 5 cliques podem ser aplicados para despoletar diferentes ações. Uma outra ação poderá ser identificada por um toque longo no botão. Se em modo de Pânico, qualquer ação no botão irá disparar os procedimentos de segurança do sistema de alarme Fibaro. Por causa do seu design compacto e pela comunicação sem fios, o botão FIBARO pode ser convenientemente montado em qualquer localização, superfície e posição, como por exemplo, ao lado da cama ou sob a mesa.

Para manual de instruções completo e especificações técnicas por favor consulte o nosso website:  
[manuals.fibaro.com/pt/button](http://manuals.fibaro.com/pt/button)



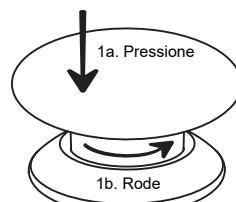
Leia o manual antes de tentar instalar o dispositivo!

### Especificações

Alimentação:	Bateria de 3.6V
Tipo de Bateria:	ER14250 (½AA)
Temperatura de funcionamento:	0 - 40°C
Dimensões (diâmetro x altura):	46 x 34 mm

### Ativação Básica do dispositivo

1) Pressione e rode o botão no sentido contrário aos ponteiros do relógio para abrir o dispositivo.



FIBARO Button - Abertura

- 2) Remova a fita de papel que isola a bateria.
- 3) Pressione e rode o botão no sentido dos ponteiros do relógio, para fechar o dispositivo.
- 4) Posicione o dispositivo próximo do controlador Z-Wave.
- 5) Coloque o controlador Z-Wave em modo de inclusão.
- 6) Clique o botão pelo menos 6 vezes.
- 7) Espere até que o dispositivo seja adicionado ao sistema. Um procedimento com sucesso será confirmado pelo controlador.
- 8) Instale o dispositivo no local pretendido, usando a base autoadesiva fornecida.
- 9) Pressione o botão 4 vezes para o acordar.



This limited warranty is provided by Fibar USA, LLC (the "Company"), 1040 E. Lake Ave., Glenview, Illinois 60025, as the sole and exclusive remedy offered to a purchaser (the "Customer") of the products (the "Products") for any alleged defects in any of the Products. The warranty is subject to all terms sets forth below.

#### 1. LIMITED WARRANTY:

Subject to the limitations of section 2, the company warrants that the products sold by the company to the customer will be free from defects in material and workmanship and regular service and maintenance for a period of one (1) year from the date of purchase of the products. The one-year period may be referred to as the "limited warranty period".

This is the sole and exclusive warranty given by the company with respect to the products and is in lieu of and excludes all other warranties, express or implied, arising by operation of law or otherwise, including without limitation, any implied warranties of merchantability, fitness for a particular purpose, non-infringement and the implied condition of satisfactory quality.

The product is not, is not intended to function or be used as, should not be used as, and shall not be deemed to be, an alarm system or home security system. The product's intended use shall not include use as an alarm system or home security system.

This limited warranty does not extend to any losses or damages due in whole or in part to misuse, accident, abuse, neglect, normal wear and tear, negligence (other than the Company's), unauthorized modification or alteration, use beyond rated capacity, unsuitable power sources or environmental conditions, improper installation, repair, handling, maintenance or application, third party actions or omissions (whether as an agent or apparent agent of the Company), criminal acts, or any other cause not the direct fault of the Company.

#### 2. LIMITATION OF REMEDY:

If within the limited warranty period, the Customer discovers any covered warranty defects and notifies the Company within thirty (30) days of such discovery, pursuant to the Claims Procedure in Section 4 below, the Company shall, at its option and as the Customer's exclusive remedy, repair or replace F.O.B. point of manufacture.

The remedies set forth in this limited warranty are exclusive. The sole and exclusive remedy for breach of any warranty hereunder shall be limited to repair or replacement of the products.

In the event that the product cannot be repaired or replaced, the company reserves the right to substitute a product of similar technical parameters.

The company will not refund the purchase price of the original product. Failure by the Customer to give such written notice within the thirty (30) day time period shall be deemed an absolute and unconditional waiver of the Customer's claim for such covered defects. All costs and expenses of dismantling, reinstallation and freight, including the time of the Company's personnel and representatives for site travel and diagnosis under this limited warranty, shall be borne by the Customer unless accepted in writing by the Company. Products repaired or replaced during the limited warranty period shall be covered by the foregoing limited warranty for the remainder of the limited warranty period.

The Customer assumes all other responsibility for any loss, damage, or injury to persons or property arising out of, connected with, or resulting from the use of Products, either alone or in combination with other products/components.

#### 3. LIMITATION OF LIABILITY:

In no event, regardless of the form of the claim or cause of action (whether based in contract, infringement, negligence, strict liability, other tort or otherwise), shall the company's liability to the customer or any third party exceed the price paid by the customer for the specific products giving rise to the claim or cause of action.

To the maximum extent permitted by applicable law, the company shall not be liable to the customer or any third party for any general, direct, indirect, incidental, special, consequential, or punitive damages, including, but not limited to, loss of profits or anticipated profits, business interruption, loss of use, revenue, reputation and data, costs incurred, loss of damage to property or equipment, bodily injury, or death, arising from any claim or cause of action relating to the product, whether such is based on warranty, contract, tort (including negligence and strict liability).

These limitations shall apply notwithstanding any failure of essential purpose of any remedy. Some states and/or jurisdictions do not allow the exclusion or limitation of incidental or consequential damages so the above exclusions may not apply to certain customers.

The Customer assumes all other responsibility for any loss, damage, or injury to persons or property arising out of, connected with, or resulting from the use of Products, either alone or in combination with other products/components.

#### 4. CLAIMS PROCEDURE:

The Customer shall make a claim by written notice to the Company through the contact information listed on its website at [www.fibaro.com](http://www.fibaro.com) or by contacting the Company through the telephone number listed on the website. Any telephone conversations will be recorded. The Company will issue a designated claim number for each claim made. The Customer may be contacted by an authorized warranty service representative to arrange a date for an inspection of the Product. This inspection shall be in the presence of the Customer. The Product that is the subject of the claim shall be made available by the Customer together with complete standard equipment and the documents confirming the Product's purchase. Covered defects (as determined by the Company or its authorized service representative) found during the limited warranty period shall be remedied within thirty (30) days from the date of inspection or the date the Product is delivered to the Company or its authorized service representative, whichever is later. The limited warranty period shall be extended by the time that the Product is in the possession of the authorized service representative or the Company.

Remember: before you submit a warranty claim, contact our technical support using telephone or e-mail. More than 50% of operational problems is resolved remotely, saving time and money spent to initiating claim procedure.

#### 5. GOVERNING LAW AND BINDING ARBITRATION:

Please read this section carefully. It affects customers' rights and will have a substantial impact on how claims the company and the customer have against each other are resolved. This limited warranty contains a binding arbitration provision which may be enforced by the parties.

The Company and the Customer agree that any claim or dispute at law or equity that has arisen or may arise between them relating in any way to or arising out of this limited warranty or the Products will be resolved in accordance with the provisions set forth in this Section.

**A. Applicable Law.** The Customer and the Company agree that, except to the extent inconsistent with or preempted by federal law, the laws of the State of Illinois, without regard to principles of conflict of laws, will govern the limited warranty and Products and any claim or dispute that has arisen or may arise between the Company and the Customer, except as otherwise stated herein. The Federal Arbitration Act governs the interpretation and enforcement of this Section 5. The U.N. Convention on Contracts for the International Sales of Goods shall not apply.

**B. Agreement to Arbitrate.** The Company and the Customer each agree that any and all disputes or claims that have arisen or may arise between them relating to or arising out of this limited warranty or the

Products shall be resolved exclusively through final and binding arbitration, rather than in a court proceeding. Alternatively, the Customer may assert his/her claims in small claims court, if the claims qualify and so long as the matter remains in such court and advances only on an individual (non-class, non-representative) basis.

The Company and the Customer agree that each of them may bring claims against the other only on an individual basis and not as a plaintiff or class member in any purported class or representative action or proceeding. Unless both the Company and the Customer agree, the arbitration may not consolidate or join more than one person's claims and many not otherwise preside over any form of a consolidated, representative, or class proceeding.

**C. Opt-Out.** The Customer may opt-out of this agreement to arbitrate by sending the Company a written opt-out notice, via certified mail and postmarked no later than 30 days after the date of purchase of the Product. The opt-out notice must be addressed to the Customer's name and address, the serial number of the Product purchased, and the date and location of the purchase. All other parts of this limited warranty will still apply.

**D. Procedures.** The arbitration shall be administered by JAMS pursuant to its Comprehensive Arbitration Rules and Procedures or pursuant to JAMS' Streamlined Arbitration Rules and Procedures, whichever as applicable. JAMS' rules are available at [www.jamsadr.com](http://www.jamsadr.com). The use of the word "arbitrator" in this provision shall not be construed to prohibit more than one arbitrator from presiding over an arbitration; rather, the JAMS' rules will govern the number of arbitrators that may preside over an arbitration. The Customer will have a reasonable opportunity to participate in the selection of the arbitrator.

A Customer who intends to seek arbitration must first make a written claim against the Company pursuant to Section 4. If the Customer and the Company are unable to resolve the claim within thirty (30) days from the date of the notice, the Company or the Customer may initiate arbitration proceedings. A form for initiating arbitration proceedings is available on JAMS' website. In addition to filing the form with JAMS, the party initiating the arbitration must mail a copy of the completed form to the other party. In the event the Company initiates arbitration against a Customer, it will send a copy of the completed form to the physical address the Company has on file for the Customer.

The arbitration hearing shall be held in the county in which the Customer resides or at another mutually agreed location.

Arbitration uses a neutral arbitrator instead of a judge or jury. Discovery or the exchange of non-privileged information will be allowed pursuant to JAMS' rules. The arbitrator will decide the substance of all claims in accordance with applicable law, including recognized principles of equity, and will honor all claims of privilege recognized by law. An arbitrator can award the same damages and relief on an individual basis that a court can award to an individual. The arbitrator's award shall be final and binding and judgment on the award rendered by the arbitrator may be entered in any court having jurisdiction thereof. An award will consist of a written statement stating the disposition of each claim, and will include a concise written statement of the essential findings and conclusions on which the award is based.

Payment of all filing, administration and arbitrator fees is governed by JAMS' provided, however, that when a Customer initiates arbitration against the Company, the fee required to be paid by the Customer is that amount designated by JAMS for consumer arbitrations. All other costs will be paid by the Company.

If an arbitrator or court decides that any part of this limited warranty is invalid or unenforceable, the other parts of the limited warranty shall still apply to the extent applicable. In the event that this agreement to arbitrate is wholly inapplicable, the Customers agree that any claim or dispute that has arisen or may arise between the Customer and the Company must be resolved exclusively by a state or federal court located in Cook County, Illinois. The Customer agrees to submit to the personal jurisdiction of the courts located within Cook County, Illinois, for the purpose of litigating all such claims or disputes.

**THE MANUFACTURER IS NOT RESPONSIBLE FOR ANY RADIO OR TV INTERFERENCE CAUSED BY UNAUTHORIZED MODIFICATIONS TO THIS EQUIPMENT. SUCH MODIFICATIONS COULD VOID THE USER'S AUTHORITY TO OPERATE THE EQUIPMENT.**

#### This device complies with Part 15 of the FCC Rules.

Operation is subject to the following two conditions:

1. This device may not cause harmful interference
2. This device must accept any interference received, including interference that may cause undesired operation. This equipment has been tested and found to comply with the limits for a Class B digital device, pursuant to part 15 of the FCC Rules. These limits are designed to provide reasonable protection against harmful interference in a residential installation. This equipment generates, uses and can radiate radio frequency energy and, if not installed and used in accordance with the instructions, may cause harmful interference to radio communications. However, there is no guarantee that interference will not occur in a particular installation. If this equipment does cause harmful interference to radio or television reception, which can be determined by turning the equipment off and on, the user is encouraged to try to correct the interference by one or more of the following measures:
  - Reorient or relocate the receiving antenna.
  - Increase the separation between the equipment and receiver.
  - Connect the equipment into an outlet on a circuit different from that to which the receiver is connected.
  - Consult the dealer or an experienced radio/TV technician for help.

#### Legal Notices

All information, including, but not limited to, information regarding the features, functionality, and/or other product specification are subject to change without notice. Fibaro reserves all rights to revise or update its products, software, or documentation without any obligation to notify any individual or entity.

Fibaro, Fibar Group logo, and Fibaro The Button are trademarks of Fibar Group S.A. All other brands and product names referred to herein are trademarks of their respective holders.

#### Disclaimer

The information contained herein is provided in connection with Fibaro products. No license, expressed or implied by estoppel or otherwise, to any intellectual property rights is granted by this documents.

This documentation may contain references to third-party sources of information, hardware or software, products or services ("collectively the "Third-Party Products or Services"). Fibaro does not control the Third-Party Products or Services and is not responsible for any Third-Party Products or Services.

Except as provided above or except to the extent prohibited by applicable law, Fibaro shall not be liable for any incidental or consequential damages caused by the breach of any express or implied warranty. Fibaro assumes no liability whatsoever, and Fibaro disclaims any express or implied warranty, relating to the sale and/or use of the Fibaro products, including, but to limited to, liabilities and/or warranties relating to fitness for a particular purpose, merchantability, and/or infringement of any patent, copyright and/or other intellectual property right.

Except to the extent prohibited by applicable law, Fibaro's liability shall not exceed the price paid for the Fibaro products from direct, indirect, special, incidental or consequential damages resulting from the use of the products, its accompanying software, or product specifications, manuals, installation guides and/or any other documentation.

Some states, provinces or jurisdictions do not allow the exclusion or limitation of incidental or consequential damages or other limitations on warranties, so the above limitations or exclusion may not apply to you. You may also have other rights that vary from state to state or province to province.

