


Congratulations On Choosing The Ezlo Atom

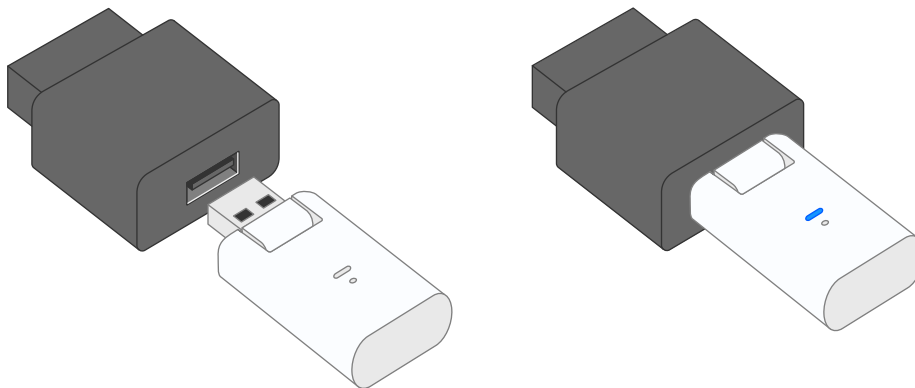
And welcome to Vera, the smarter home control solution that makes your home safer and your life easier.

Make your home safer. Make your life easier.

The Ezlo Atom lets you control multiple devices from a single app. When you add devices such as lights, thermostats, sensors, and door locks to your Vera system, you'll be able to enjoy greater comfort and peace of mind with just a touch.

It's easy to get started. Here's what you need to do.

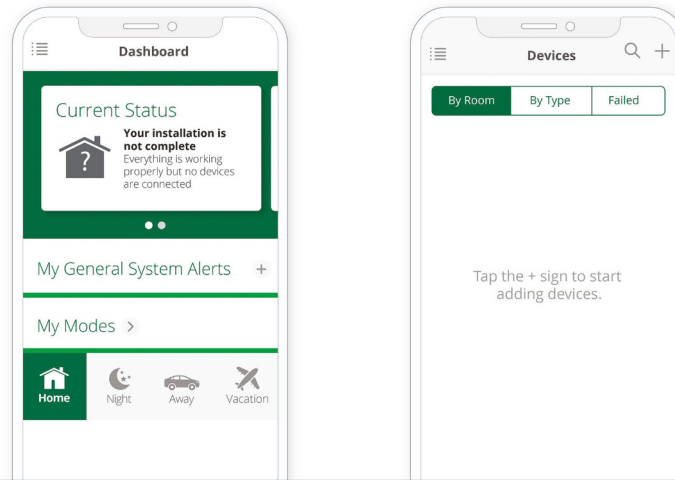
1. Install the Vera app on your mobile device. Just look for the in the  iOS app store or on Google play.
2. Open your Vera app and select Ezlo Atom from the controller list.
3. For your convenience, the Ezlo Atom will work with any USB power adapter. **We recommend the adapter be plugged into the wall. If you plug the Atom directly into an appliance such as a router, make sure that appliance is always connected to power.** Once it's been plugged in, the blue LED will flash once and then turn off.



4. The Atom will create a temporary Wi-Fi network called Atom_XXXX. The Vera app will prompt you to go to the Settings menu on your mobile device to connect to it. If the temporary network is not visible, just tap Need Help in the app for troubleshooting tips.
5. Once you have selected the Ezlo Atom network, return to your Vera app, and follow the prompts to complete the setup process. While your Atom is connecting to your home Wi-Fi, it should blink once per second.
6. Congratulations! Your Ezlo Atom is now connected and its LED will remain a steady blue.
7. Now it's time to create your Vera account. The app will walk you through it, and once you're done, the account will automatically be linked to your Atom.
8. To get started using your Atom, you'll need to add some devices like lights, thermostats, sensors, and more. Just tap the menu icon at the top left of the dashboard, select Devices, and then tap the + sign to launch the Device Pairing Wizard.

That's it! You're now ready to enjoy smarter home control.

The Ezlo Atom lets you control multiple devices from a single app. When you add devices such as lights, thermostats, sensors, and door locks to your Vera system, you'll be able to enjoy greater comfort and peace of mind with just a touch.



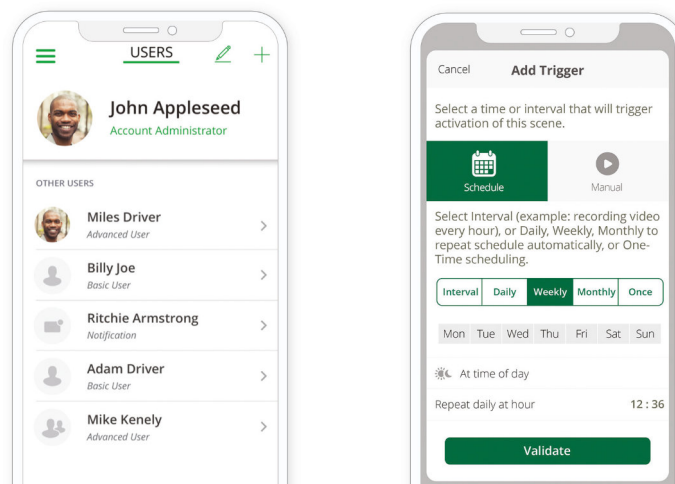
Control your home from anywhere.

The Vera app offers some key features that help you simplify things at home and help you keep an eye on things when you're away.

Modes. Modes give you the power to control all your devices with a single tap. There are pre-set modes for Home, Away, Night, and Vacation.

Scenes. The true power of home automation is when your home can do things for you. With Scenes you can schedule your lights to turn off when you leave for work in the morning, or to fade up as day turns to night.

Notifications. Your Vera system can send an alert via text or email to let you — or other users — know about what's going on at home. Want to know when the front door opens? Or if motion is detected outside? You can set alerts for just about anything.



If you have further questions, you can reach our Customer Care team 24/7 at 866.966.2272 or support@getvera.com. To find the complete User Guide, as well as information about the products FCC/IC registration, visit getvera.com/support and click on "Downloads, Firmware & Manuals."

